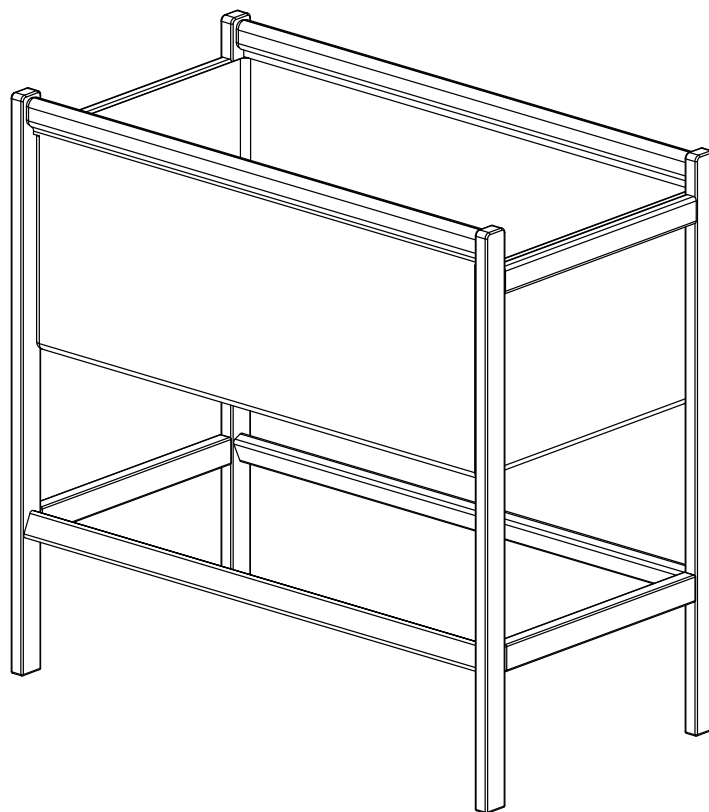




Choice Bassinet 31113



Two adults required to assemble this change table.



The manufacturer's assembly instructions must be followed in detail to ensure the safety features to the change table are not compromised.

Grottime

110-114 Old Bathurst Rd,
Emu Plains, NSW 2750

P.O. Box 487, Emu Plains,
NSW 2750

Customer Care

Email: customercare@grottime.com.au

AUSTRALIA
1300 92 4632
www.grottime.com.au

NEW ZEALAND
067 590 870
www.grottime.co.nz

ISSUE B

KEEP BOOKLET FOR FUTURE REFERENCE

SAFETY INSTRUCTIONS:

Before using this product, read these instructions in their entirety, for assistance contact Grotime customer care:

AU: 1300 92 4632

NZ: 067 590 870

NOTE: The illustrations displayed throughout this booklet are for demonstration only, product specifications are subject to change without notice.

CARE AND MAINTENANCE

Check your change table regularly. Re-tighten all bolts. For customers care contact Grotime Australia on 1300 92 4632; or New Zealand on 067 590 870

Do not use abrasive or corrosive agents, lint free cloth and then wipe with a dry cloth.

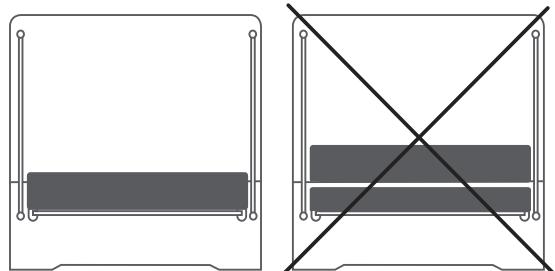
WARNINGS

WARNING

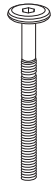
- Do not use this product without reading the instructions for the use first
- Stop using the product as soon as the child can sit or kneel or pull itself up
- Placing additional items in the product may cause suffocation
- Do not place the product close to another product, which could present a danger of suffocation or strangulation, e.g. strings, blinds/curtain cords, etc.
- Do not use more than one mattress in the product

- The product should be placed on a horizontal floor
- Young children should not be allowed to play unsupervised in the vicinity of the crib
- All assembly fittings should always be tightened properly and that care should be taken that no screws are loose, because a child could trap parts of the body or clothing (e.g. strings, necklaces, ribbons for babies dummies, etc.), which would pose a risk of strangulation
- Be aware of the risk of burning cigarettes, open fires and other sources of strong heat, such as electric bar fires, gas fires, etc. in the near vicinity of the crib
- DO NOT use the crib if any parts are missing, damaged, or broken. Contact customercare@infa.com.au for replacement parts and instructional literature if needed. DO NOT substitute parts

WARNING - Only use the mattress sold with this crib, do not add a second mattress on this one, suffocation hazards

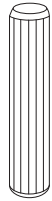


HARDWARE INVENTORY



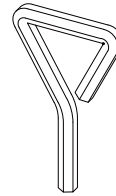
x8

A 55mm bolt



x8


B Wood Pins



x1

C Allen key

PARTS INVENTORY



x2

1 End Panels



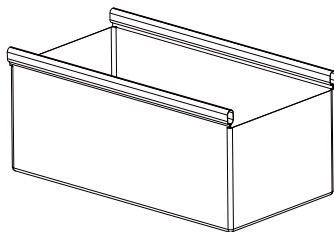
x2

2 Top Shelf Side Rails



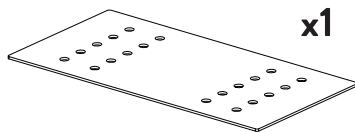
x2

3 Bottom Shelf Side Rails



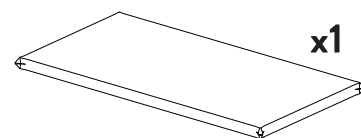
x1

4 Bassinet liner



x1

5 Bassinet mattress support

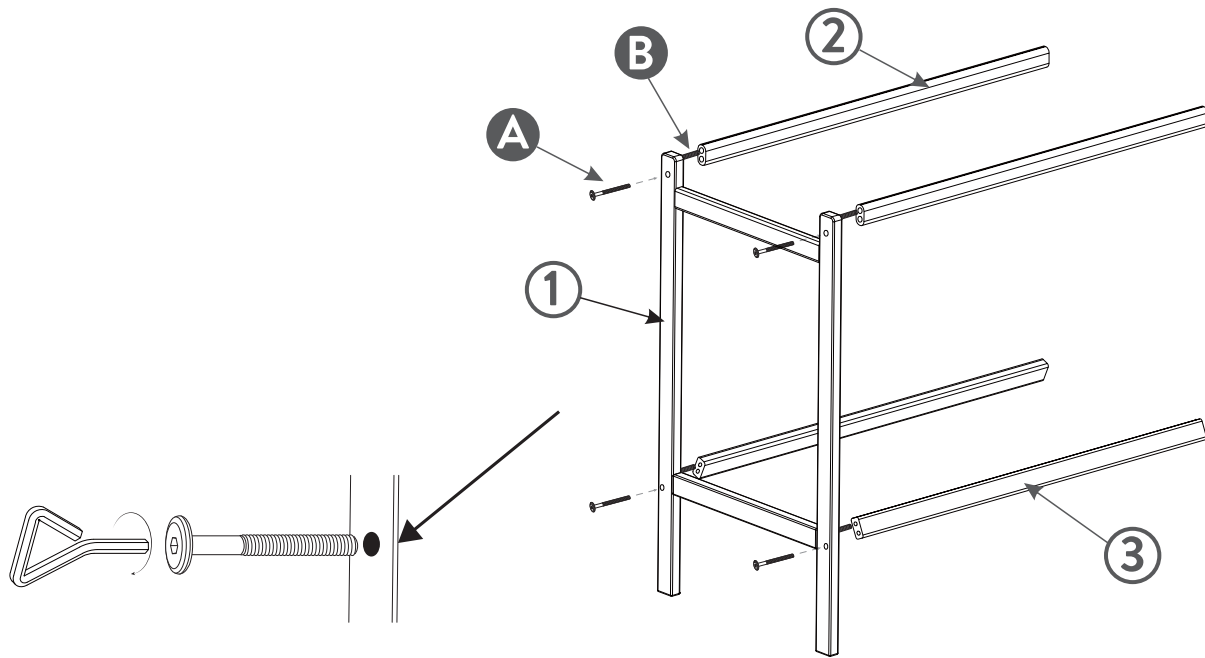
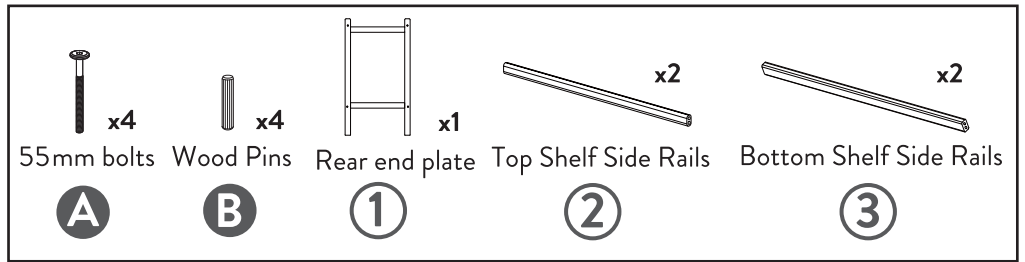


x1

6 Bassinet mattress

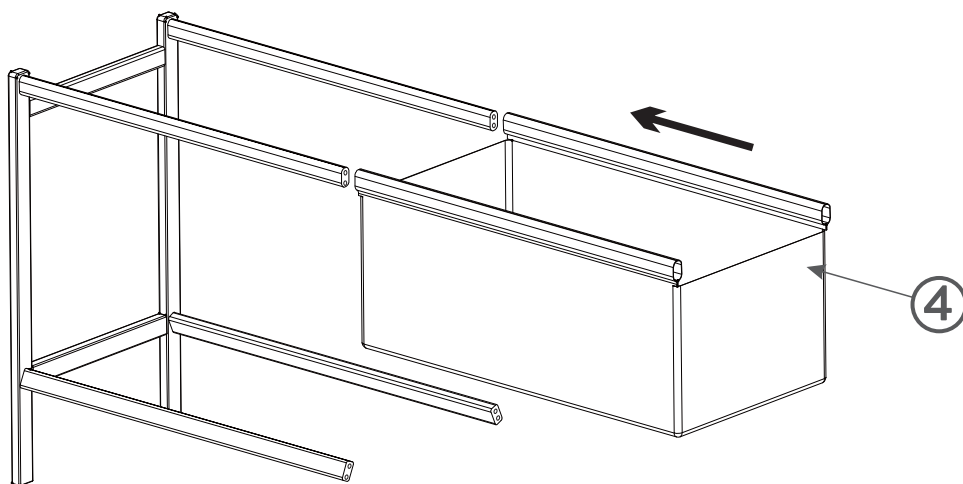
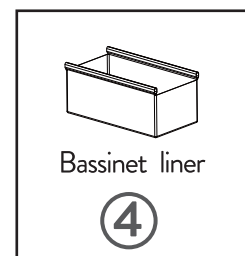
STEP 1

Assemble top & bottom shelf side rails in Rear end plate



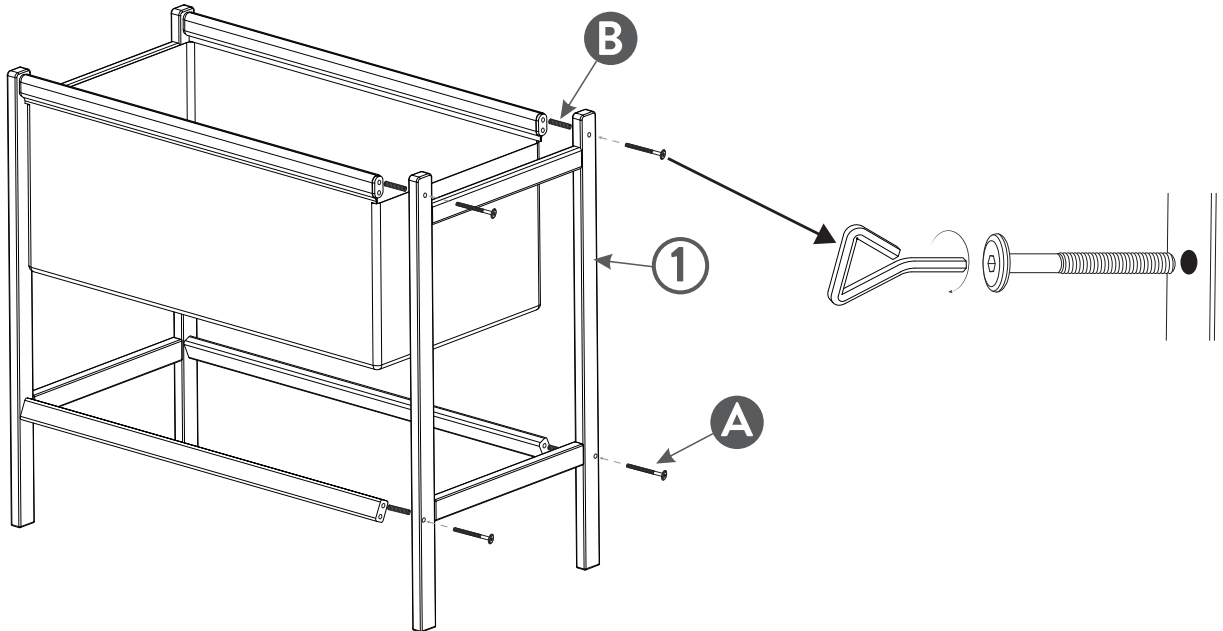
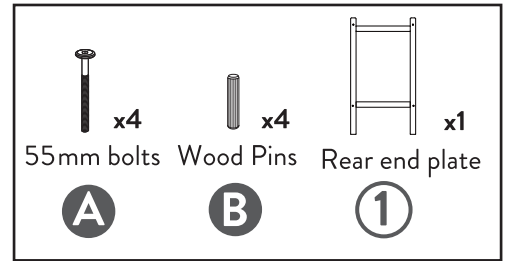
STEP 2

Assemble bassinet liner
make sure bassinet liner ends



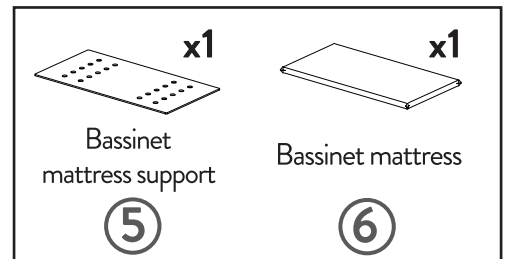
STEP 3

Assemble second end panel

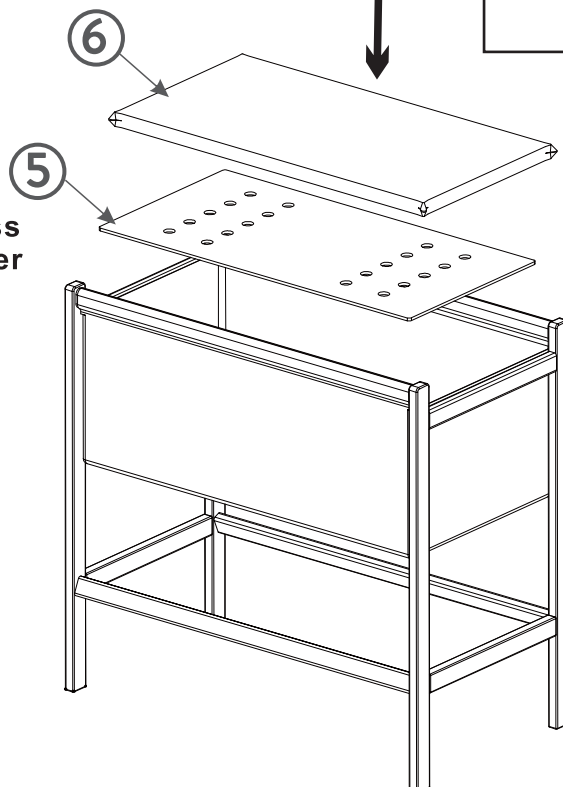


STEP 4

b Place bassinet mattress in bassinet liner



a Place bassinet mattress support in bassinet liner



WARRANTY

Infa Group Pty Ltd warrants this product for 12 months from the date of purchase against failure due to manufacturing faults or faulty materials. Misuse, accidental damages, normal wear and tear are not covered by this warranty. When used for commercial use this period is limited to six months. “Our goods come with guarantees that cannot be excluded under the Australian Consumer Law. You are entitled to a replacement or refund of a major failure are for compensation for any other foreseeable loss or damage. You are entitled to have the goods repaired or replaced if the goods fail to be of acceptable quality and the failure does not amount to a major failure”.

STORAGE:

To store your 31113 , please reverse assembly steps. Ensure all components are kept together along with Instruction manual for future use.

KEEP BOOKLET FOR FUTURE REFERENCE

READ ALL INSTRUCTIONS CAREFULLY BEFORE USE OF THIS CHANGE TABLE.
ALWAYS FOLLOW THE INSTRUCTIONS. THE CORRECT USE AND
MAINTENANCE OF THIS PRODUCT IS ESSENTIAL.

THIS PRODUCT IS NOT INTENDED FOR COMMERCIAL USE.

INFA GROUP PTY LTD
ABN: 52 149 173 660
110-114 Old Bathurst Rd,
Emu Plains, NSW 2750

CUSTOMER CARE
AU: 1300 92 4632
NZ: 067 590 870
Email: customercare@infa.com.au

MADE IN CHINA
MODEL NO: 31113
ISSUE B